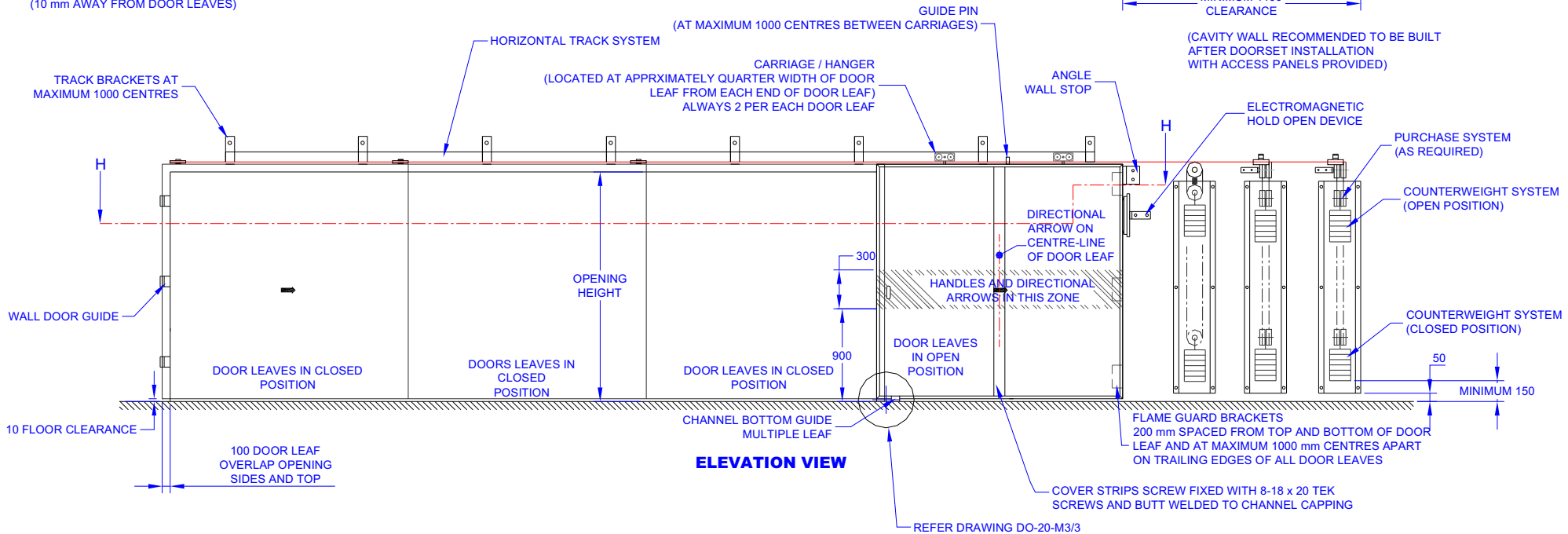
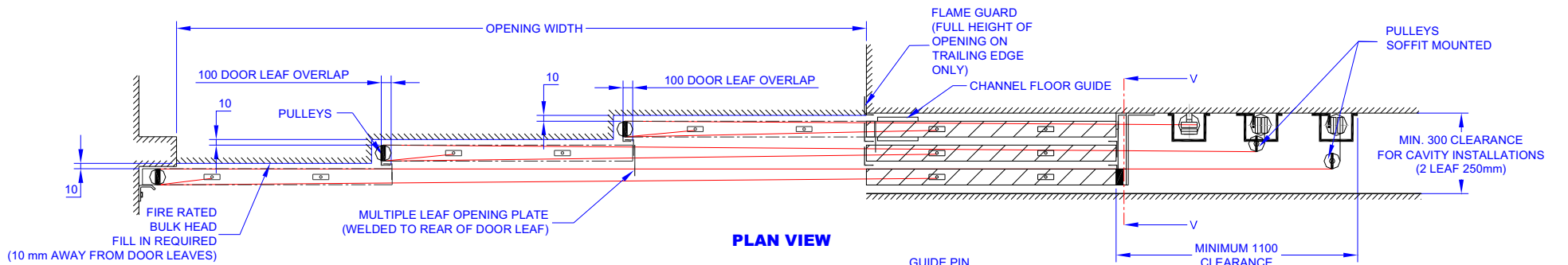


DO NOT SCALE

REVISIONS		
Issue	Description	Date
A		14/7/2006



NOTE: FOR FLAME GUARD FRAME DETAILS AND DOOR LEAF CLEARANCES, REFER TO DRAWINGS DO-20-M3/1, DO-20-M3/2 AND DO-20-M3/3

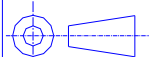
Page 45



21-25 Mitchell Road, Brookvale, NSW 2100, Australia
 Ph: 612 9938-5499 Fax: 612 9905-7019
 E-mail: tech.tbp@trafalgarbp.com.au
 Website: www.trafalgarbp.com.au

UNLESS OTHERWISE STATED
 ALL DIMENSIONS IN mm
 TOLERANCES

LINEAR: ± 1mm
 ANGULAR:
 DRAFTING STD. AS1100



MATERIAL

DRAWN BY
STEPHEN BROWN

APPROVED BY

PART No.

TITLE

MULTIPLE LEAF SLIDING DOOR

PROJECT

SLIDING DOOR INSTALLATION DETAIL

SCALE

NTS

DRAWING

DO-20-M3.DWG

SHEET

1 OF 1

This drawing is the property of Trafalgar Building Products Pty. Ltd. and shall be returnable to Trafalgar Building Products Pty. Ltd. immediately upon their request. It is loaned on the condition that it is not reproduced, copied or otherwise made use of in any form whatsoever, except directly for the exclusive benefit of Trafalgar Building Products Pty. Ltd. and the acceptance of this drawing will be construed as an agreement to the foregoing conditions. Trafalgar Building Products reserves the right to institute changes in materials, products & specifications without notice in keeping with Trafalgar Building Product's policy of continuous product improvement.

A4